

basysPrint

UV-Setter Series 7



a **PUNCH** | graphix brand



basysPrint, a strong brand from Punch Graphix

Current basysPrint UV-Setter technology is an outcome of many years of experience and development. And now the UV-Setter is also benefiting from the technological know-how of Punch Graphix. Thanks to the concentrated collaboration of all locations and facilities in the Punch Graphix group, the basysPrint UV-Setter will meet even higher quality standards than ever before. What's more, you get a complete solution for your entire workflow from a single source. Benefit from the experience of over 1,500 installations worldwide!



Research, development and production at the facilities in Germany and Belgium




The highest quality for the best printing plate in the world


Are you looking for a reliable CTP solution? Then you've come to the right place! The basysPrint UV-Setter is not only process stable but also economical and simplistic.

The basysPrint UV-Setter exposes your tried and tested UV-sensitive printing plate. And that's more than innovative, because currently there is no better printing plate in the world. After all, you expect nothing but the best: a durable, economical and perfectly exposed printing plate. Independent institutes have attested to the quality of this UV-sensitive printing plate. So, what else could be more cost-effective and efficient than exposing your favorite plate using the basysPrint UV-Setter's UV light technology? Combine your expertise in plate properties, chemistry and process stability with basysPrint's CTP technology. The extremely straightforward operation of the exposure unit and its outstanding imaging quality have won it a world class reputation.

Series 7 UV-Setters are designed to expose 8 pages (up to format class 4) and can be used for commercial, packaging and book printing alike. They expose all plate formats up to a maximum of 940 x 1150 mm (37 x 45").



Putting the technique to test we see the difference in the imaging results achieved by various platesetters: the UV-Setter's square pixels are apparent both on the checkerboard and the FM screen through their clear lines. Other platesetters – in this case thermal and blue-violet models – reveal washout due to the hard-to-control dot growth. This, in turn, leads to loss of quality in the final printing results.



Bring out the best in your UV-sensitive printing plates

NEW

With DSI² the UV-Setter is really fast

The new Digital Screen Imaging ensures that the exposure of the printing plate and the moving of the exposure heads happens simultaneously.

Thanks to DSI², the exposure heads move continuously during the exposure over the printing plate. This "scrolling" technology prevents exposure breaks (during the head movement) and ensures a very short exposure time for your printing plate.



The UV-Setter cuts the cost of CTP

The basysPrint technology overcomes the problems of other CTP technologies: You continue using your inexpensive UV-sensitive printing plates and your existing processor. Thus the disposal costs will remain low. And as a back-up, you can even keep your existing imagesetter and plate frame. After all, they process absolutely identical plates.

In addition, the operating costs for the UV-Setter are exceptionally favorable.

CTP technology was quickly acclaimed because of the elimination of film. The higher cost of laser plates, chemicals and disposal however offsets some of the savings. basysPrint gives the best of both worlds, CTP with the advantage of conventional plates and processes.

Easy integration with 1-bit TIFF

There are many factors that influence your decision to invest in a CTP system: investments in the existing equipment, your knowledge and comfort level with a specific kind of printing plates, staff training on a new workflow system and customer demands are a few of them.

basysPrint makes this decision simple for you by offering individual solutions that can be integrated into your existing prepress set-up. So continue using your well-known UV-sensitive printing plate instead of time consuming and costly experiments with new plates.

In addition, every RIP system exports 1-bit-TIFFs ready for exposure. Hence, the UV-Setter can be connected to every prepress environment.

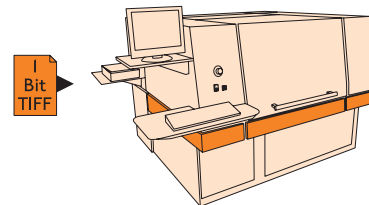




Plate variety for greater independence

The UV-Setters operate in the 360–450 nm wavelength range. As a result, you can choose from practically the entire range of UV-sensitive offset printing plates. Another advantage: Conventional printing plates are widely available from all suppliers.

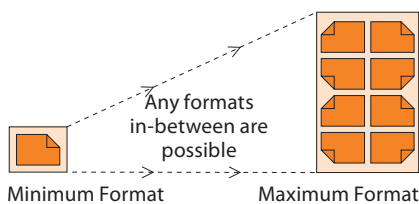
The basysPrint UV-Setters are especially quick in exposing the negative-process plates as only the printing elements of the plate surface need to be exposed.

50 printing plates from 15 different manufacturers have already been tested on the UV-Setters, and this list is growing constantly. We would be pleased to provide information on whether your preferred plate type has been tested successfully or not, and if it has been, what exposure speeds were achieved.

Flexibility of a flatbed system

The flatbed system of the UV-Setter Series 7 permits exposure of a wide variety of plate sizes, from small formats up a maximum 940 x 1150 mm (27 x 45"). When using smaller formats, e.g. 4 up, it is also possible to image several plates simultaneously.

Another advantage of the flatbed system is the capability to replace the pin bar in order to use different register systems. Upon request, the flatbed can also be fitted with register pins or 3-pin plate alignment.



- 1 Easy data handling with monitored spool folder and menu guided operation
- 2 Working under daylight conditions. The cover ensures safe handling during the exposure process
- 3 Exposure heads move continuously – thanks to DSI² and scrolling
- 4 Flatbed with customized pins, pinbars or three point layout
- 5 Self monitoring system with optional remote diagnostics
- 6 Optional: Automatic transport offloads to the processor




UV-Setter 745 and 746: Drive maximum productivity from minimum space requirements

With the automation of the UV-Setter 746, basysPrint offers you all the benefits of fully automated operation. Once you have loaded the plates in one of the cassettes, the machine will automatically remove the slip sheet, punch the plate, transports it to the exposure flatbed, images the plate and then transports it to the online processor. With this automation you can also have up to 3 different plate sizes available online. Each cassette can hold up to 60 plates at 12 mil. The cassette loading can be done under normal daylight conditions.

With the automated UV-Setter 746, you can recover your investment even faster, since operator intervention is kept to a minimum and the system can run unsupervised for several hours.

The plate selection, slip sheet removal and transport of the plates to the flatbed is handled by a single device: allowing for the extremely compact construction of the machine.



The cassette carriage with space for 5 cassettes. Each cassette holds up to 60 plates at 12 mil.

The transport carriage removes the slip sheet and transports the printing plate to the exposure flatbed.



Options for the UV-Setter Series 7

- One or two exposure heads
- Individual register pins or 3-pin plate alignment
- Semi- or fully automatic plate handling system



	741	742	743	744	745	746
Exposes UV-sensitive offset printing plates	■	■	■	■	■	■
Flatbed system with vacuum table	■	■	■	■	■	■
Variable register system configuration	■	■	■	■	■	■
1 exposure head	■		■		■	
2 exposure head		■		■		■
Semi-automatic plate handling system			■	■		
Fully automatic plate handling system					■	■
Exposure speed on 720 x 1020 mm (28 x 40") measured in plates/h* (approximately)	11	20	11	20	11	20
Screen rulings in lpi	up to 200 <small>(frontend-dependent higher screens possible)</small>					
Maximum material format in mm	940 x 1150 <small>(37 x 45")</small>			920 x 1080 <small>(36 x 43")</small>		
Material thickness	from 0.15 til 0.50 mm <small>(from 6 til 20 mil)</small>			from 0.20 til 0.50 mm <small>(from 8 til 20 mil)</small>		
Wave length	360–450 nm					
Dimensions of exposure unit (W x D x H)	2650 x 2040 x 1620 mm <small>(104 x 80 x 64")</small>			4390 x 2040 x 1730 mm <small>(173 x 80 x 68")</small>		
Weight	2890 kg <small>(6370 lb)</small>	2940 kg <small>(6480 lb)</small>	2930 kg <small>(6460 lb)</small>	2980 kg <small>(6570 lb)</small>	4450 kg <small>(9810 lb)</small>	4500 kg <small>(9920 lb)</small>
Operating temperature	18–24 °C <small>(65–75 °F)</small>					
Relative humidity	20–80 %, not condensing					
Connected load in kW	4/5	5/6	4/5	5/6	5,5/6,5	6,5/7,5
Electrical connection	3 x 400 V, 3 Ph, N, PE, 50/60 Hz, 3x 16 A					

*measured with KPG Winner Gold

No parts of this brochure may be reproduced, copied, adapted, translated or transmitted in any form or by any means, without prior written permission from Punch Graphix. The material in this brochure is for informational purposes only and is subject to change without prior notice. No responsibility or liability is assumed by Punch Graphix for any errors, which may appear in this brochure.

Beyond graphic excellence



Punch Graphix provides innovative, competitive and environmental friendly imaging and printing solutions for the global graphics industry. Under the Xeikon brand name, Punch Graphix designs, develops and delivers high-end digital colour printing systems, software and consumables for the commercial, document printing and industrial markets. Under the basysPrint brand, Punch Graphix designs, develops and delivers mid to high-end imaging systems for offset pre-press commercial markets. Punch Graphix leverages successful graphic technology towards a higher level of maturity and performance to help its customers have an edge over the competition. With a clear-minded focus on R&D, Punch Graphix is solely dedicated to customer satisfaction and aims to deliver cost-effective graphic excellence that goes beyond all expectations.